


Keith Swift

August 2021 Newsletter



Keith Swift
Financial Advisor/Registered Principal
Raymond James Financial Services
420 Madison Street Suite C • Clarksville • TN • 37040
931-647-1942
keith.swift@raymondjames.com • <https://www.raymondjames.com/keithswift>

RAYMOND JAMES
FINANCIAL SERVICES, INC.
Member FINRA/SIPC

Dear Client and Friend,

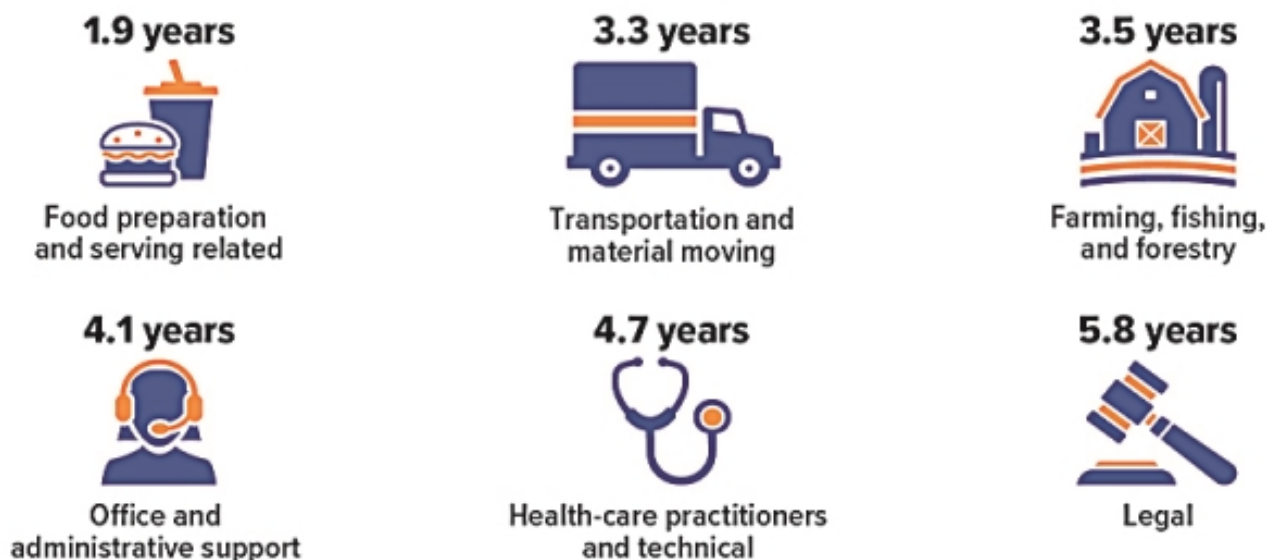
If you prefer, you may view this newsletter in PDF format on my website. The address is being provided below. Simply go to the newsletter heading on the website for the link. I trust you will find the information helpful.

Sincerely,
Keith Swift

How Long Do Workers Stay with Their Employers?

The median number of years that wage and salary workers had been with their current employer was 4.1 years in January 2020. However, employee tenure tends to vary based on many factors, including the type of occupation, and the impact of the COVID-19 pandemic on tenure remains to be seen.

Employee tenure, by occupation



Source: U.S. Bureau of Labor Statistics, 2020

Stock Market Risks in the Spotlight

During March 2021, the widening availability of COVID-19 vaccinations, signs of improving economic conditions, and a third, \$1.9 trillion stimulus package brought about more optimistic growth projections. Even though a healthy economy could be good news for many businesses and the financial markets, rising inflation expectations caused a multi-week sell-off in U.S. government bonds that pushed up longer-term yields and sent the Nasdaq Composite Index into correction territory on March 8, 2021.¹

Promising a patient approach, the Federal Reserve stated that it would not raise interest rates until the labor market fully recovers and inflation moderately exceeds the 2% target for some time.² But some investors worry that sharply higher inflation could force policymakers to boost rates sooner than originally expected.

Here's a closer look at some specific types of investment risk that could influence individual stock prices and/or cause broader market swings during the second half of 2021.

Inflation and Interest-Rate Fears

Inflation and interest rates are two different but closely related investment risks. The Federal Reserve is tasked with fostering full employment and controlling inflation. One way it balances these two goals is by lowering interest rates to stimulate business activity or raising rates to help slow inflation when the economy is heating up too fast.

High inflation erodes the value of investment returns, but when interest rates rise, bond values fall (and vice versa). These risks are obvious considerations for bond owners, but they also impact stocks. When goods, services, and credit cost more, consumers have less purchasing power, which can hurt company earnings and stock prices as well.

Rising bond yields might continue to have a negative effect on stock values, because as they move up, borrowing costs for most businesses also rise, cutting into profits. Higher yields could also entice risk-averse investors to sell their stocks and buy more stable bonds instead.

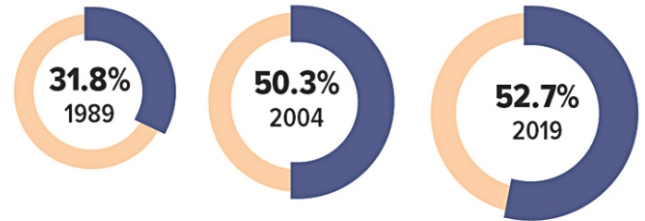
Legislative or Regulatory Impacts

Some government actions (such as antitrust lawsuits, higher taxes, and more stringent regulations or standards) make it more difficult and expensive for companies to do business, which can adversely affect their earnings and stock prices. On the other hand, government subsidies and tariffs on foreign products can provide competitive advantages.

The Justice Department, Federal Trade Commission, and numerous states are in the midst of antitrust lawsuits or major investigations into the business

practices of several market-dominating tech companies.³ In another example, the Securities and Exchange Commission is considering new standards for corporate disclosures related to environmental, social, and governance risks.⁴

Percentage of U.S. Households Who Own Stocks*



*Owned directly or indirectly through investment vehicles

Source: Investment Company Institute, 2021 (data from Federal Reserve Board Survey of Consumer Finances)

Event or Headline-Driven Volatility

Headline risk refers to the possibility that events reported in the media could hurt a company's reputation and/or earnings prospects. Troubling news can cause market backlash against a specific company or an entire industry. Companies try to manage this risk through public relations campaigns and other efforts to generate positive news that leaves a good impression on consumers. Events that threaten to disrupt business activity nationwide, regionally, or around the world can cause sudden stock market declines.

The market responds to news, good or bad, almost every day. For this reason, your portfolio should be designed to weather a range of market conditions and have a risk profile that reflects your ability to endure periods of market volatility, both financially and emotionally.

The principal value of bonds may fluctuate with changes in interest rates and market conditions. Bonds redeemed prior to maturity may be worth more or less than their original cost. The return and principal value of stocks fluctuate with changes in market conditions. Shares, when sold, may be worth more or less than their original cost. Investments seeking to achieve higher yields also involve a higher degree of risk.

1) *The Wall Street Journal*, March 8, 2021

2) Federal Reserve, March 17, 2021

3) Reuters, December 16, 2020

4) *The Wall Street Journal*, February 24, 2021

Child Tax Credit for 2021: Will You Get More?

If you have qualifying children under the age of 18, you may be able to claim a child tax credit. (You may also be able to claim a partial credit for certain other dependents who are not qualifying children.) The American Rescue Plan Act of 2021 makes substantial, temporary improvements to the child tax credit for 2021, which may increase the amount you might receive.

Ages of Qualifying Children

The legislation makes 17-year-olds eligible as qualifying children in 2021. Thus, children ages 17 and younger are eligible as qualifying children in 2021.

Increase in Credit Amount

For 2021, the child tax credit amount increases from \$2,000 to \$3,000 per qualifying child (\$3,600 per qualifying child under age 6). The partial credit for other dependents who are not qualifying children remains at \$500 per dependent.

Refundable Credit

The aggregate amount of nonrefundable credits allowed is limited to tax liability. With refundable credits, a taxpayer may receive a refund at tax time if they exceed tax liability. For most taxpayers, the child tax credit is fully refundable for 2021. To qualify for a full refund, the taxpayer (or either spouse for joint returns) must generally reside in the United States for more than one-half of the taxable year. Otherwise, under the pre-existing rules, a partial refund of up to \$1,400 per qualifying child may be available. The credit for other dependents is not refundable.

Advance Payments

Taxpayers may receive periodic advance payments for up to one-half of the refundable child tax credit during 2021, generally based on 2020 tax returns. The U.S. Treasury will make the payments for periods between July 1 and December 31, 2021. For example, monthly payments could be up to \$250 per qualifying child (\$300 per qualifying child under age 6).

Phaseout of Credit

The combined child tax credit (the sum of your child tax credits and credits for other dependents) is subject to phaseout based on modified adjusted gross income (MAGI). Special rules start phasing out the increased portion of the child tax credit in 2021 at much lower thresholds than under pre-existing rules. The credit, as reduced under the special rules for 2021, is then subject to phaseout under the pre-existing phaseout rules.

Phaseout of Credit in 2021 Based on MAGI

Credit can be reduced to \$2,000 per qualifying child, or \$500 per other dependent, based on MAGI	
Single/Married filing separately	Over \$75,000 to \$200,000
Married filing jointly	Over \$150,000 to \$400,000
Head of household	Over \$112,500 to \$200,000

Credit can be reduced to \$0, based on MAGI	
Single/Married filing separately	More than \$200,000
Married filing jointly	More than \$400,000
Head of household	More than \$200,000

For 2021, there no reduction in the credit if the taxpayer's MAGI does not exceed \$75,000 (\$150,000 for joint returns and surviving spouses, \$112,500 for heads of households). The credit is partially phased out for MAGI exceeding these income limits. At this stage, the credit is reduced by the lowest of the following three amounts:

- \$50 for each \$1,000 (or fraction thereof) of MAGI exceeding these thresholds
- The total increase in the credit amounts for 2021 [e.g., if 3 qualifying children (2 under the age of 6), then \$10,200 increased credit minus \$6,000 pre-existing credit = \$4,200 increase in credit]
- \$6,250 (\$12,500 for joint returns, \$4,375 for heads of households, \$2,500 for surviving spouses); these amounts are equal to 5% of the difference between the higher pre-existing phaseout thresholds and the special thresholds for 2021

The credit cannot be reduced below \$2,000 per qualifying child or \$500 per other dependent at this stage under this special rule for 2021.

However, the credit can be fully phased out for MAGI in excess of \$200,000 (\$400,000 for a joint return) under the pre-existing phaseout rules. The credit as reduced in the preceding stage is further reduced by \$50 for each \$1,000 (or fraction thereof) by which the taxpayer's MAGI exceeds these thresholds.

Signs of a Scam and How to Resist It

Although scammers often target older people, younger people who encounter scams are more likely to lose money to fraud, perhaps because they have less financial experience. When older people do fall for a scam, however, they tend to have higher losses.¹

Regardless of your age or financial knowledge, you can be certain that criminals are hatching schemes to separate you from your money — and you should be especially vigilant in cyberspace. In a financial industry study, people who encountered scams through social media or a website were much more likely to engage with the scammer and lose money than those who were contacted by telephone, regular mail, or email.²

Here are four common practices that may help you identify a scam and avoid becoming a victim.³

Scammers pretend to be from an organization you know. They might claim to be from the IRS, the Social Security Administration, or a well-known agency or business. The IRS will never contact you by phone asking for money, and the Social Security Administration will never call to ask for your Social Security number or threaten your benefits. If you wonder whether a suspicious contact might be legitimate, contact the agency or business through a known number. Never provide personal or financial information in response to an unexpected contact.

Scammers present a problem or a prize. They might say you owe money, there's a problem with an

account, a virus on your computer, an emergency in your family, or that you won money but have to pay a fee to receive it. If you aren't aware of owing money, you probably don't. If you didn't enter a contest, you can't win a prize — and you wouldn't have to pay for it if you did. If you are concerned about your account, call the financial institution directly. Computer problems? Contact the appropriate technical support. If your "grandchild" or other "relative" calls asking for help, ask questions only the grandchild/relative would know and check with other family members.

Scammers pressure you to act immediately. They might say you will "miss out" on a great opportunity or be "in trouble" if you don't act now. Disengage immediately if you feel any pressure. A legitimate business will give you time to make a decision.

Scammers tell you to pay in a specific way. They may want you to send money through a wire transfer service or put funds on a gift card. Or they may send you a fake check, tell you to deposit it, and send them money. By the time you discover the check was fake, your money is gone. Never wire money or send a gift card to someone you don't know — it's like sending cash. And never pay money to receive money.

For more information, visit consumer.ftc.gov/features/scam-alerts.

1, 3) Federal Trade Commission, 2020

2) FINRA Investor Education Foundation, 2019

This information, developed by an independent third party, has been obtained from sources considered to be reliable, but Raymond James Financial Services, Inc. does not guarantee that the foregoing material is accurate or complete. This information is not a complete summary or statement of all available data necessary for making an investment decision and does not constitute a recommendation. The information contained in this report does not purport to be a complete description of the securities, markets, or developments referred to in this material. This information is not intended as a solicitation or an offer to buy or sell any security referred to herein. Investments mentioned may not be suitable for all investors. The material is general in nature. Past performance may not be indicative of future results. Raymond James Financial Services, Inc. does not provide advice on tax, legal or mortgage issues. These matters should be discussed with the appropriate professional.

Securities offered through Raymond James Financial Services, Inc., member FINRA/SIPC, and are not insured by FDIC, NCUA or any other government agency, are not deposits or obligations of the financial institution, are not guaranteed by the financial institution, and are subject to risks, including the possible loss of principal. Investment advisory services are offered through Raymond James Financial Services Advisors, Inc.