



Stanton & Castleton, Inc.

An independent firm

Let's Review: Our Quarterly Portfolio Scans.....01/01/08

This month: ***SPECIAL EDITION! PSDS scans explained.....***

“A picture is worth a thousand words.” Our efforts to explain the process we’ve developed to manage portfolios using our risk assessment and portfolio design tools can be confusing, yet worthwhile. So what follows is our Portfolio Stochastic Design Space Scan, (PSDS) or as we like to say “Cloud of Points” for all our Portfolios. We scaled each graph for a \$1MM portfolio value and expressed it in dollars. This is the result of a 500,000 trial Monte Carlo Simulations employing 5 year Mean returns and Standard Deviation “data from Morningstar” (Sleepy yet?). The **Black** boxes represent 100% single manager allocation (the **Green** box is the allocation for that manager in our current portfolio), the **Blue** diamonds are the results of 500 separate 1000x Monte Carlo (MC) simulations combining the managers in randomly different allocations. The **Red** triangle is the mathematical optimum portfolio allocation given the managers selected. Finally, we adjust the “optimized” portfolio allocation applying asset limitations we believe contribute to risk management resulting in The SC Portfolios represented by the **Yellow** circle. The Forecast Risk / Return #'s are an average of the selected portfolios 1000x MC trial mean return and standard deviation. Combined, we have potentially designed a more risk balanced portfolio than with any single manager. We believe the design tools we use help us confirm our manager selection process is sound and assist us in deciding the optimum allocation for each manager.

We run these large trial simulations every month to confirm our designs, identify any concerns and most importantly test changes we are considering before we commit client assets. Our goal is to help our clients better manage investment risk in their portfolios and offer an approach that has reasonable solutions for reasonable expectations.

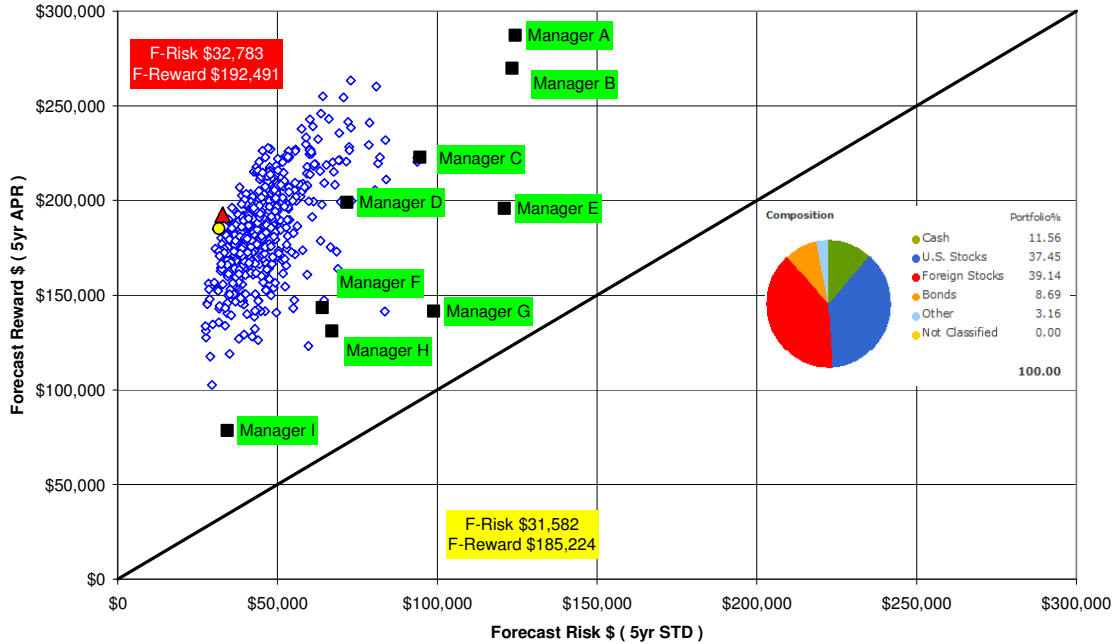
On the following pages we have shown the latest PSDS scans for all five of the portfolios we have designed, starting with our “most aggressive” portfolio and ending with our “least aggressive” portfolio design.

Stanton & Castleton, Inc. / an independent firm

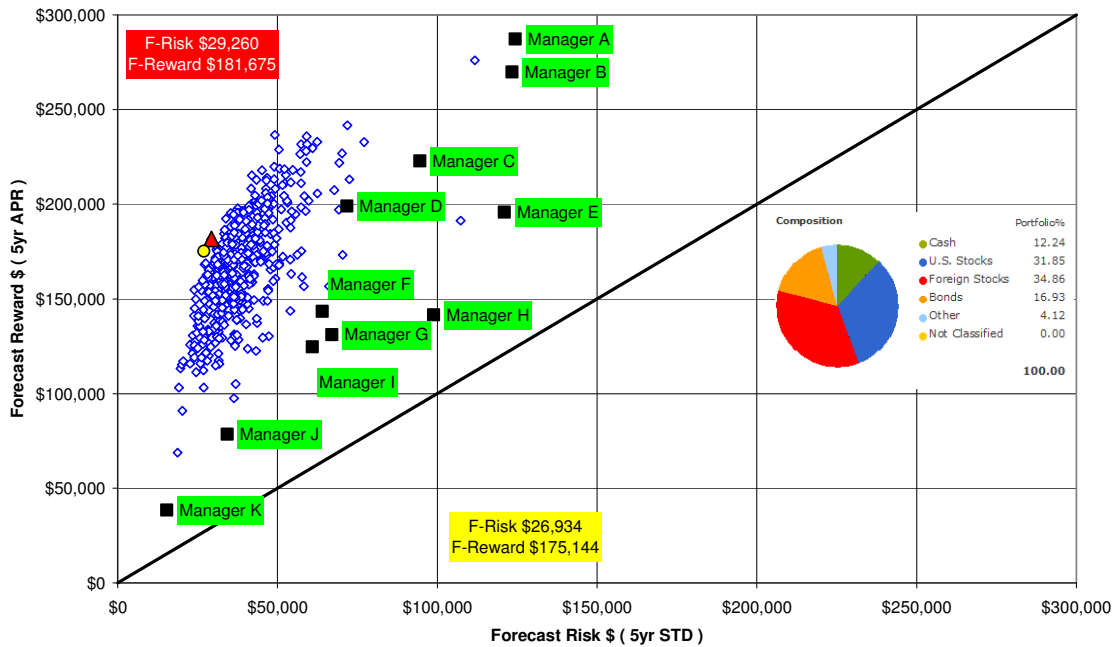
*1151 Dove St., Suite #115, Newport Beach, CA 92660 / 949.975.0955 / 877.975.0955 / www.stantoncastleton.com
Securities & investment advisory services offered through Raymond James Financial Services, Inc. Member FINRA/SIPC*

This month "Special Topic": Our "5" PSDS scans!

**Portfolio Stochastic Design Space Scan
SC Growth Portfolio 5yr \$1MM scale 01.2008**



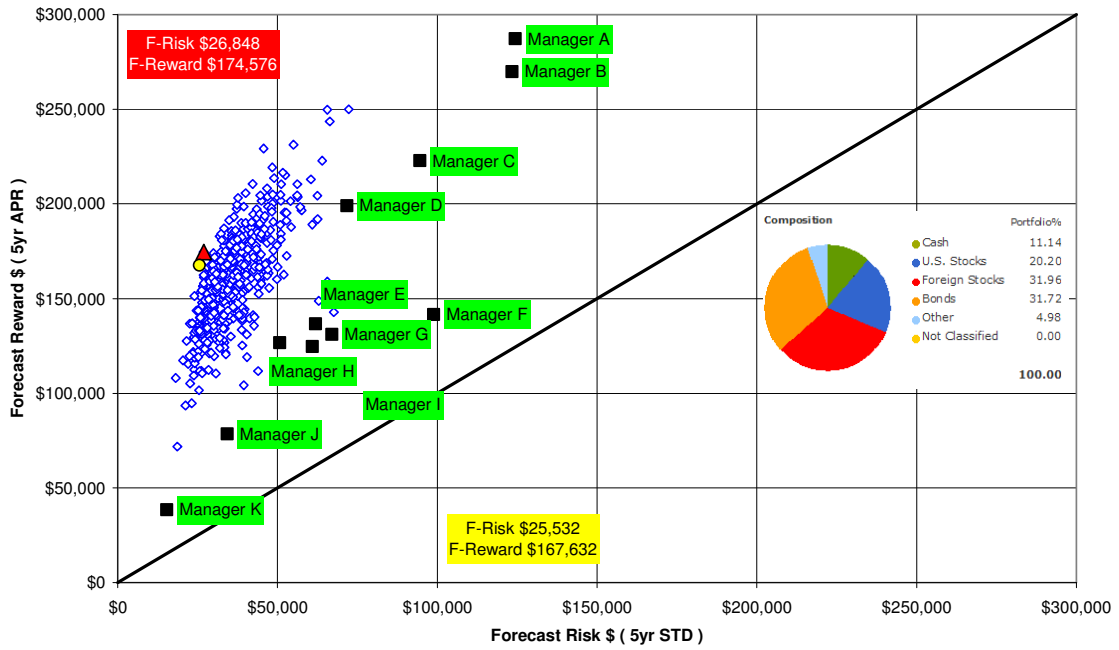
**Portfolio Stochastic Design Space Scan
SC Growth & Inc. Portfolio \$1mm scale 01.2008**



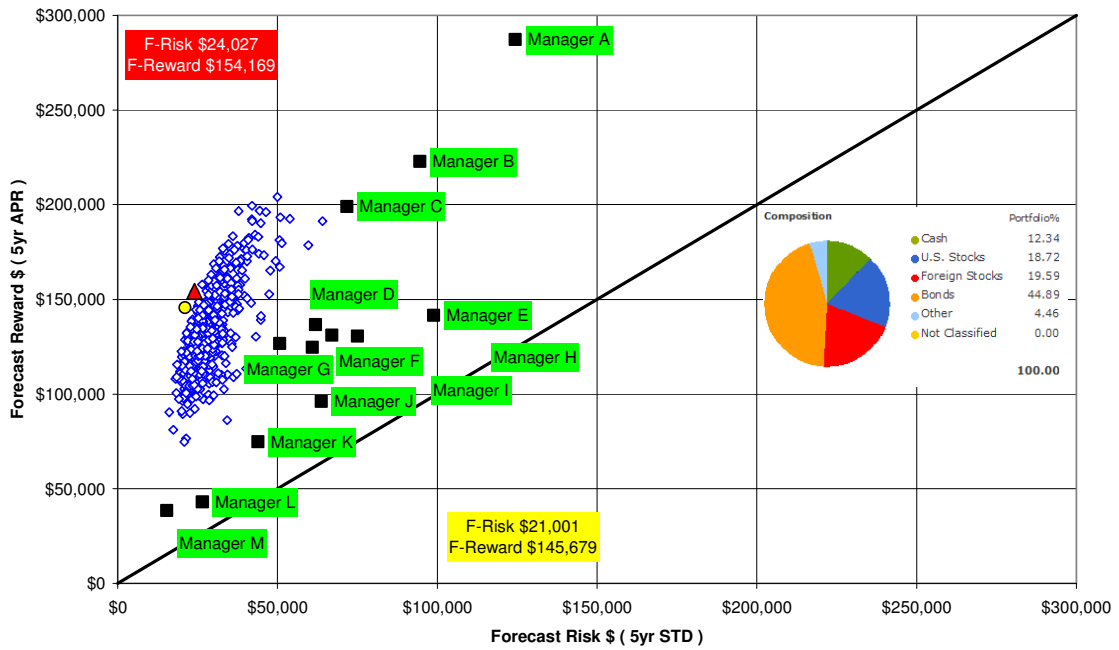
Stanton & Castleton, Inc. / an independent firm

*1151 Dove St., Suite #115, Newport Beach, CA 92660 / 949.975.0955 / 877.975.0955 / www.stantoncastleton.com
Securities & investment advisory services offered through Raymond James Financial Services, Inc. Member FINRA/SIPC*

**Portfolio Stochastic Design Space Scan
SC Balanced Portfolio \$1MM scale 01.2008**



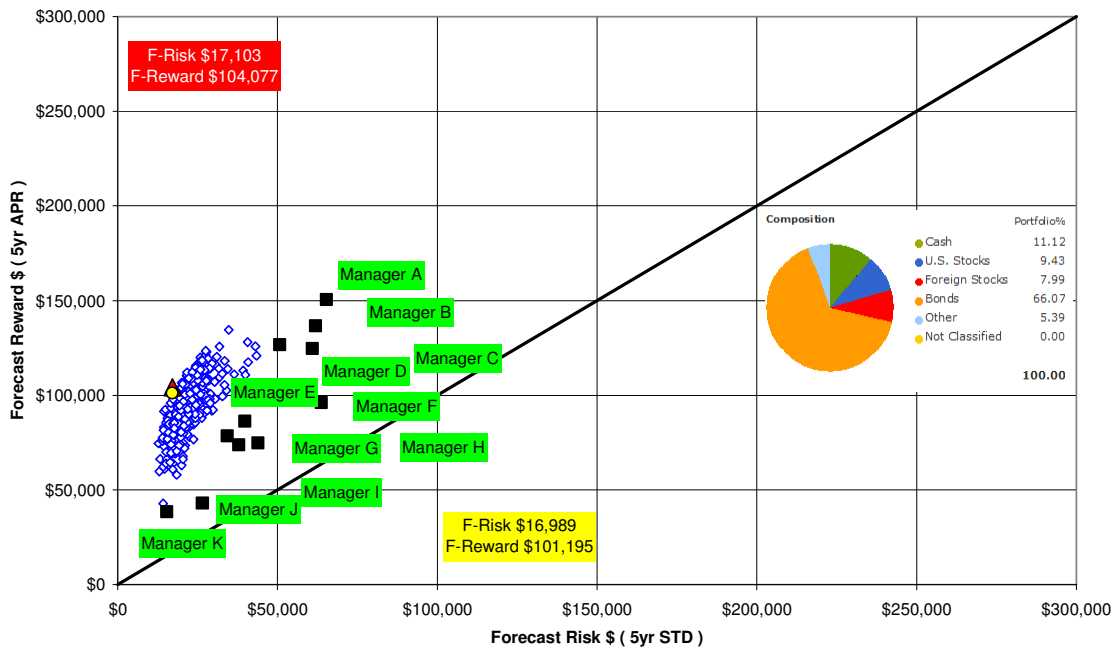
**Portfolio Stochastic Design Space Scan
SC Conservative Inc. & Growth Portfolio \$1MM scale 01.2008**



Stanton & Castleton, Inc. / an independent firm

1151 Dove St., Suite #115, Newport Beach, CA 92660 / 949.975.0955 / 877.975.0955 / www.stantoncastleton.com
Securities & investment advisory services offered through Raymond James Financial Services, Inc. Member FINRA/SIPC

Portfolio Stochastic Design Space Scan
SC Conservative Income \$1MM scale 01.2008



“In the end, how your investments behave is much less important than how you behave.”

**Benjamin Graham
The Intelligent Investor**

© 2006 Raymond James Financial Services, Inc. Member FINRA/SIPC

This newsletter is published for residents of the United States only. Raymond James' financial advisors may only conduct business with residents of the states and/or jurisdictions for which they are properly registered. Therefore, a response to a request for information may be delayed. Please note that not all of the investments and services mentioned are available in every state. Investors outside of the United States are subject to securities and tax regulations within their applicable jurisdictions that are not addressed on this site. Contact your local Raymond James office for information and availability. Inclusion of these indexes is for illustrative purposes only. Keep in mind that individuals cannot invest directly in any index, and index performance does not include transaction costs or other fees, which will affect actual investment performance. Individual investor's results will vary. Past performance does not guarantee future results. The preceding data is provided for informational purposes only. Although it is derived from information we believe to be accurate we cannot guarantee its accuracy. Keep in mind that there is no assurance that this or any strategy will ultimately be successful or profitable nor protect against loss. Strategies discussed may not be suitable for all investors.

The information contained in this report does not purport to be a complete description of the securities, markets, or developments referred to in this material. The information has been obtained from sources considered to be reliable, but we do not guarantee that the foregoing material is accurate or complete. Any information is not a complete summary or statement of all available data necessary for making an investment decision and does not constitute a recommendation. Any opinions are those of Robert Stanton, Ronald Castleton and not necessarily those of RJFS or Raymond James.

Expressions of opinion are as of this date and are subject to change without notice. This information is not intended as a solicitation or an offer to buy or sell any security referred to herein. Investments mentioned may not be suitable for all investors. Past performance may not be indicative of future results. You should discuss any tax or legal matters with the appropriate professional

Stanton & Castleton, Inc. / an independent firm

*1151 Dove St., Suite #115, Newport Beach, CA 92660 / 949.975.0955 / 877.975.0955 / www.stantoncastleton.com
Securities & investment advisory services offered through Raymond James Financial Services, Inc. Member FINRA/SIPC*