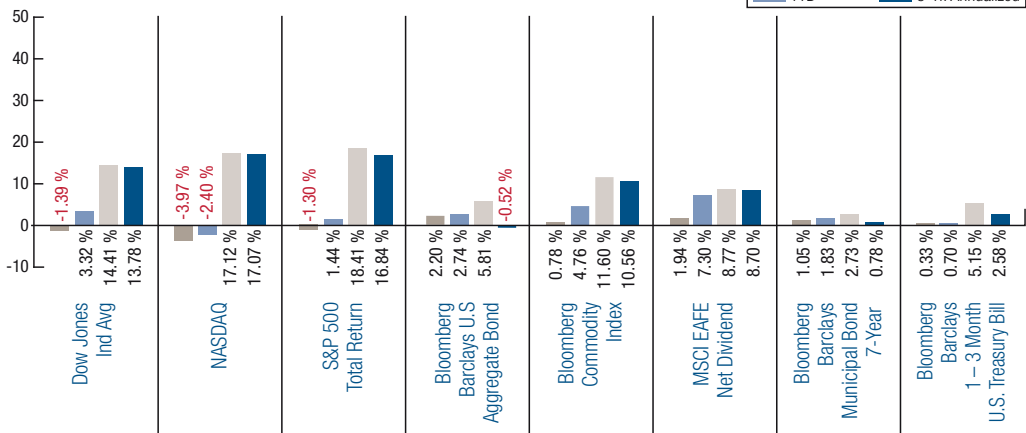


From the Office of Jeff Sgroi, CFP®



“Expect the best. Prepare for the worst.
Capitalize on what comes.”
– Zig Ziglar

Asset Class Returns (as of February 28, 2025)



Market & Economic Synopsis

- Ongoing questions surrounding tariffs disrupt historically strong trade alliances and trigger higher volatility in domestic equity markets.
- Foreign equities enjoy tremendous first two months in 2025, bucking a longer-term trend of relative underperformance.
- Economists broadly agree in rising likelihood of recession considering higher unemployment (due to federal employee layoffs), effect of tariffs, and policy uncertainty.

- 10-year U.S. Treasury yield dips, rewarding bond holders, as investors flock to traditional safe havens. Correspondingly, U.S. mortgage rates post largest weekly drop in six months.
- Germany strays from traditionally tight fiscal policy with planned spending splurge.

Market Update

There are three principles of investing we would like to focus on in this *Market Update*. In short, market volatility is elevated, though far from any historical spikes at the time of this writing.

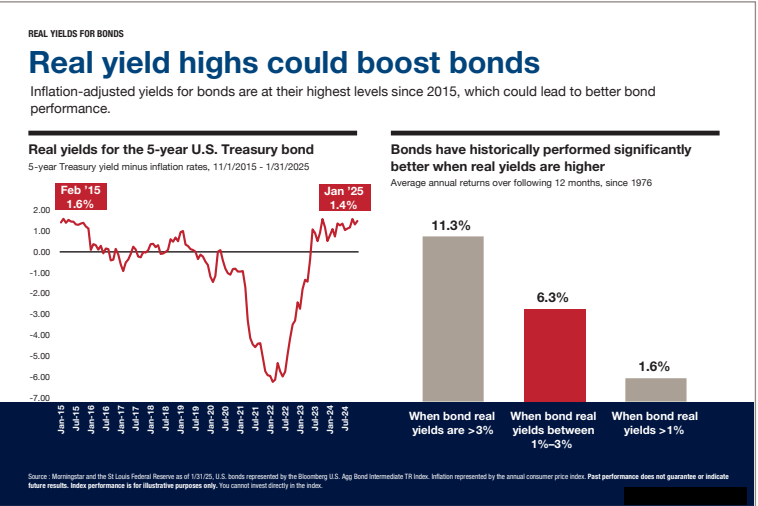
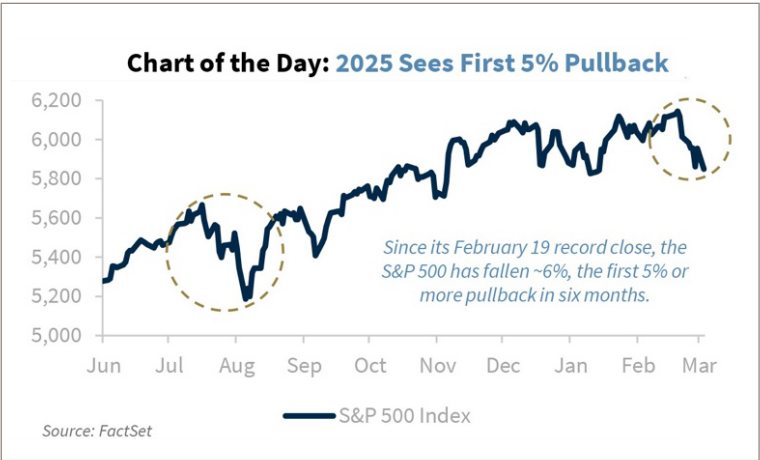
As this chart shows, we have experienced only a modest sell off in what we believe was a richly valued market. In fact, 10% pullbacks (from peak to trough) occur in most calendar years. The reasons for market selloffs vary, but current movement is not reason for alarm.

Perspective

Stock market pullbacks are the norm, not the exception, and often present opportunity. After strong returns in the S&P 500 in 2023 and 2024, our expectation was for more muted returns in 2025. Through the first two months of 2025, this has played out as predicted. Two months does not make a market, however. Through the first few days in March, the S&P 500 is down approximately 6% from the all-time highs it reached in late 2024.

Diversification Works

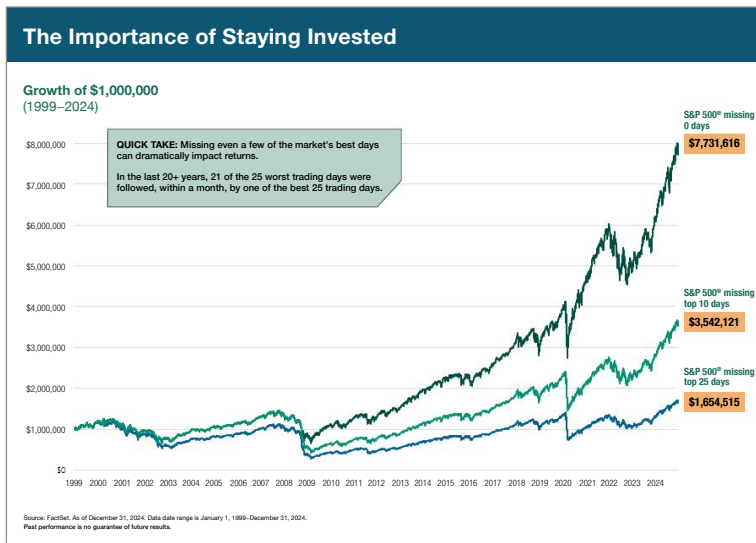
Large cap technology stocks have garnered the attention of investors for years, and for good reason. During periods of market stress, however, investors understandably find comfort in less volatile positions. Maintaining a diversified portfolio is one of our best risk-mitigating strategies. Currently, we are finding value and a safe harbor in bonds.



Real yields are at levels we have not seen in a decade. This is primarily due to inflationary pressure dropping the past two years, juxtaposed with real yields rising. Currently, the 10-year U.S. Treasury yield sits around 4.25%, and based on today's values and historical metrics, fixed income investments (bonds) present solid value and a strong opportunity in the near term.

Stay Invested

As the adage goes – time in the market is more important than timing the market. In other words, the best investors do not try to pick highs and lows, but instead stay invested in one's appropriate risk profile and maintain a suitable strategy and allocation.



Over the past 25 years, missing the best 10 days in the market cut an investor's return in half (per S&P 500). Missing the top 25 days cut investors' return by significantly more. A quick resolution to tariff policy or an unexpected positive economic data point could be the catalyst for a turning point in our market.

In conclusion, remaining poised during tumultuous times often rewards investors. Please contact our office for a consultation and discussion regarding your portfolio and personal situation if you would like to discuss our strategy further.

From the Homefront

From reading our *Market Update*, you likely know Hannah and Lily are hockey players, and rabid NHL fans – Lily loves the Colorado Avalanche and Hannah's team is the Edmonton Oilers. The two teams met in Denver in January, and to Hannah's delight, the Oilers bounced back from a 3–0 deficit to win 4–3. We are looking forward to the upcoming Stanley Cup playoffs!



Index performance is shown for illustrative purposes only and does not reflect the deductions of fees, trading costs or other expenses, which will affect actual investment performance. You cannot invest directly in any index. Individual results may vary. Past performance is not a guarantee of future results. There is no assurance any of the forecasts mentioned will occur.

Opinions expressed reflect the current opinion of the author and not necessarily those of Raymond James. All opinions are as of this date and are subject to change without notice. Any information is not a complete summary or statement of all available data necessary for making an investment decision and does not constitute a recommendation. Investments mentioned may not be suitable for all investors. The information has been obtained from sources considered to be reliable, but we do not guarantee that the foregoing material is accurate or complete.

The DJIA index covers 30 major NYSE industrial companies. The NASDAQ represents 4500 stocks traded over the counter. The S&P 500 is a broad based measurement of performance of 500 widely held common stocks. The Barclays Aggregate Bond Index is a diversified index measuring approximately 6,000 investment grade, fixed-rate taxable securities. The Bloomberg Commodity Index is a diversified benchmark for the commodity futures market. The MSCI EAFE index is designed to measure the equity market performance of developed markets excluding the U.S. & Canada. The Barclays Municipal Bond Index is a measure of the long-term tax-exempt bond market with securities of investment grade. The Citigroup Broad Investment Grade Bond Index is market capitalization weighted and designed to track the performance of U.S. dollar-denominated bonds issued in the U.S. investment-grade bond market.

International investing involves additional risks such as currency fluctuations, differing financial and accounting standards, and possible political and economic instability. Also, investing in emerging markets can be riskier than investing in well-established foreign markets. There is no assurance any of the trends mentioned will continue in the future. Investing involves risk and investors may incur a profit or a loss, including the loss of all principal. Investing in the energy sector involves special risks, including the potential adverse effects of state and federal regulation and may not be suitable for all investors.

U.S. government bonds and treasury bills are guaranteed by the U.S. government and, if held to maturity, offer a fixed rate of return and guaranteed principal value. There is an inverse relationship between interest rate movements and bond prices. Generally, when interest rates rise, bond prices fall and when interest rates fall, bond prices generally rise. Commodities may be subject to greater volatility than investments in traditional securities. Investments in commodities may be affected by overall market movements, changes in interest rates, and other factors such as weather, disease, embargoes, and international economic and political developments. Diversification and asset allocation do not ensure a profit or protect against a loss. Dividends are not guaranteed and must be authorized by the company's board of directors. Investment Advisory Services are offered through Raymond James Financial Services Advisors, Inc.

Investments in municipal securities may not be appropriate for all investors, particularly those who do not stand to benefit from the tax status of the investment. Municipal bond interest is not subject to federal income tax but may be subject to AMT, state or local taxes. Municipal securities typically provide a lower yield than comparably rated taxable investments in consideration of their tax-advantaged status. Please consult an income tax professional to assess the impact of holding such securities on your tax liability. CFP Board owns the CFP[®] and Certified Financial Planner[™] marks in the United States.

Investment Advisory Services are offered through Raymond James Financial Services Advisors, Inc. Bitcoin issuers are not registered with the SEC, and the bitcoin marketplace is currently unregulated. Bitcoin and other cryptocurrencies are a very speculative investment and involves a high degree of risk.